

Card game



Instructions for teacher:

Subjects: Civics, mathematics.

Materials: Playing cards.

Idea: This game aims to teach or rehearse statistical terms.

Cards are placed on a table with the image or text side up. Aim is to find right pairs. A pair consists of a concept and an explanation or a picture related to that. Game can be played either by shuffling all the cards or by keeping concepts and their explanations or pictures separated. In the first option, all the cards are put in one area and in the second option, the cards are divided into two areas. Game can be played by 2 to 4 people. Game takes about 15 to 30 minutes.

Grades: 3.–4.

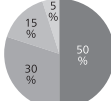
GENDER – Tells whether a person is a male or a female

AGE – Tells how old a person is

SET – For example, a group of people

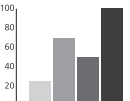
INTERVIEW – This method can be used to collect information.

AGE PYRAMID – 

PIE DIAGRAM – 

RESEARCHER – Profession

MINORITY – If a class has 15 boys and 2 girls, the girls belong to this.

BAR CHART – 

MAJORITY – For example, the most people belong to this.



GENDER

Tells whether a person is a male or a female

AGE

Tells how old a person is

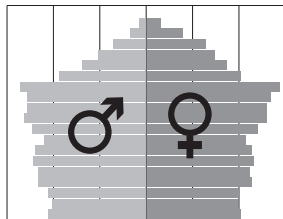
SET

For example, a group of people

INTERVIEW

This method can be used to collect information.

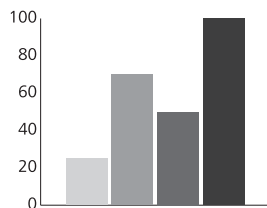
AGE PYRAMID



MAJORITY

For example, the most people belong to this.

BAR CHART



MINORITY

If a class has 15 boys and 2 girls, the girls belong to this.

RESEARCHER

Profession

PIE DIAGRAM

