

Revision: a branching process consists of reproducing individuals.

- All individuals are independent.
- Start with a single individual at time 0: $Z_0 = 1$.
- Each individual lives a single unit of time, then has Y offspring and dies.
- Let Z_n be the size of generation n : the number of individuals born at time n .
- The branching process is $\{Z_0 = 1, Z_1, Z_2, \dots\}$.

Branching Process Recursion Formula

This is the fundamental formula for branching processes. Let $G_n(s) = \mathbb{E}(s^{Z_n})$ be the PGF of Z_n , the population size at time n . Let $G(s) = G_1(s)$, the PGF of the family size distribution Y , or equivalently, of Z_1 . Then:

$$G_n(s) = G_{n-1}(G(s)) = \underbrace{G(G(\dots G(s)\dots))}_{n \text{ times}} = G(G_{n-1}(s)).$$

7.1 Extinction Probability

One of the most interesting applications of branching processes is calculating the probability of eventual extinction. For example, what is the probability that a colony of cancerous cells becomes extinct before it overgrows the surrounding tissue? What is the probability that an infectious disease dies out before reaching an epidemic? What is the probability that a family line (e.g. for royal families) becomes extinct?

It is possible to find several results about the probability of eventual extinction.

Extinction by generation n

The population is extinct by generation n if

If $Z_n = 0$, then



Definition: Define event E_n to be the event

Note:

This is because event E_i forces E_j to be true for all $j \geq i$, so E_i is a ‘part’ or subset of E_j for $j \geq i$.

Ultimate extinction

At the start of the branching process, we are interested in the probability of *ultimate extinction*:

We can express this probability in different ways:

$\mathbb{P}(\text{ultimate extinction}) =$

Or: $\mathbb{P}(\text{ultimate extinction}) =$

Note: By the Continuity Theorem (Chapter 2), and because $E_0 \subseteq E_1 \subseteq E_2 \subseteq \dots$, we have:

$$\mathbb{P}(\text{ultimate extinction}) = \mathbb{P}\left(\lim_{n \rightarrow \infty} E_n\right) = \lim_{n \rightarrow \infty} \mathbb{P}(E_n).$$

Thus the probability of eventual extinction is the limit as $n \rightarrow \infty$ of the probability of extinction by generation n .

We will use the Greek letter Gamma (γ) for the probability of extinction: think of Gamma for ‘all Gone’!

By the Note above, we have established that we are looking for:



Extinction is Forever

Theorem 7.1: Let γ be the probability of ultimate extinction. Then

To find the probability of ultimate extinction, we therefore:

-
-
-

$G(\gamma) = \gamma$, and γ is the smallest value ≥ 0 for which this holds.

Note: Recall that, for any (non-defective) random variable Y with PGF $G(s)$,

So $G(1) = 1$ always, and therefore

The required value γ is the smallest such solution ≥ 0 .

Before proving Theorem 7.1 we prove the following Lemma.

Lemma: Let $\gamma_n = \mathbb{P}(Z_n = 0)$. Then

Proof:

Proof of Theorem 7.1: We need to prove:

(i) $G(\gamma) = \gamma$;

(ii) γ is the smallest non-negative value for which $G(\gamma) = \gamma$.

That is, if $s \geq 0$ and $G(s) = s$, then $\gamma \leq s$.

Proof of (i):



Proof of (ii):

First note that $G(s)$ is an increasing function on $[0, 1]$:

$$\begin{aligned}
 G(s) = \mathbb{E}(s^Y) &= \sum_{y=0}^{\infty} s^y \mathbb{P}(Y = y) \\
 \Rightarrow G'(s) &= \sum_{y=0}^{\infty} y s^{y-1} \mathbb{P}(Y = y) \\
 \Rightarrow G'(s) &\geq 0 \quad \text{for } 0 \leq s \leq 1, \quad \text{so } G \text{ is increasing on } [0, 1].
 \end{aligned}$$

$G(s)$ is increasing on $[0, 1]$ means that:

$$s_1 \leq s_2 \quad \Rightarrow \quad G(s_1) \leq G(s_2) \quad \text{for any } s_1, s_2 \in [0, 1]. \quad \clubsuit$$

The branching process begins with $Z_0 = 1$, so

$$\mathbb{P}(\text{extinct by generation } 0) = \gamma_0 = 0.$$

At any later generation, $\gamma_n = G(\gamma_{n-1})$ by Lemma.

Now suppose that $s \geq 0$ and $G(s) = s$. Then we have:

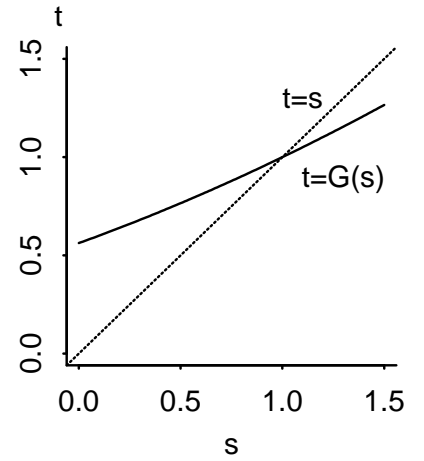
$$\begin{aligned}
 0 \leq s &\Rightarrow \gamma_0 \leq s && \text{(because } \gamma_0 = 0) \\
 &\Rightarrow G(\gamma_0) \leq G(s) && \text{(by } \clubsuit) \\
 \text{i.e.} &\quad \gamma_1 \leq s \\
 &\Rightarrow G(\gamma_1) \leq G(s) && \text{(by } \clubsuit) \\
 \text{i.e.} &\quad \gamma_2 \leq s \\
 &\quad \vdots
 \end{aligned}$$

Thus $\gamma_n \leq s$ for all n .

So if $s \geq 0$ and $G(s) = s$, then $\gamma = \lim_{n \rightarrow \infty} \gamma_n \leq s$. □

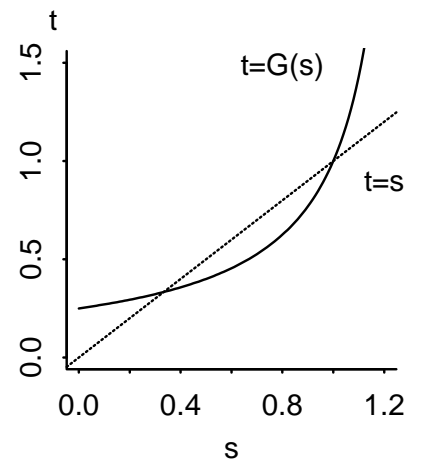
Example 1: Let $\{Z_0 = 1, Z_1, Z_2, \dots\}$ be a branching process with family size distribution $Y \sim \text{Binomial}(2, \frac{1}{4})$. Find the probability that the process will eventually die out.

Solution:



Example 2: Let $\{Z_0 = 1, Z_1, Z_2, \dots\}$ be a branching process with family size distribution $Y \sim \text{Geometric}(\frac{1}{4})$. Find the probability that the process will eventually die out.

Solution:



7.2 Conditions for ultimate extinction

It turns out that the probability of extinction depends crucially on the value of

Some values of μ *guarantee* that the branching process will die out with probability 1. Other values guarantee that the probability of extinction will be strictly less than 1. We will see below that the threshold value is

If the mean number of offspring per individual μ is more than 1 (so on average, individuals replace themselves plus a bit extra), then the branching process is not *guaranteed* to die out — although it might do. However, if the mean number of offspring per individual μ is 1 or less, the process is *guaranteed* to become extinct (unless $Y = 1$ with probability 1). The result is not too surprising for $\mu > 1$ or $\mu < 1$, but it is a little surprising that extinction is generally guaranteed if $\mu = 1$.

Theorem 7.2: Let $\{Z_0 = 1, Z_1, Z_2, \dots\}$ be a branching process with family size distribution Y . Let $\mu = \mathbb{E}(Y)$ be the mean family size distribution, and let γ be the probability of ultimate extinction. Then

- (i)
- (ii)
- (iii)

Lemma: Let $G(s)$ be the PGF of family size Y . Then $G(s)$ and $G'(s)$ are strictly increasing for $0 < s < 1$, as long as Y can take values ≥ 2 .

Proof: $G(s) = \mathbb{E}(s^Y) = \sum_{y=0}^{\infty} s^y \mathbb{P}(Y = y)$.

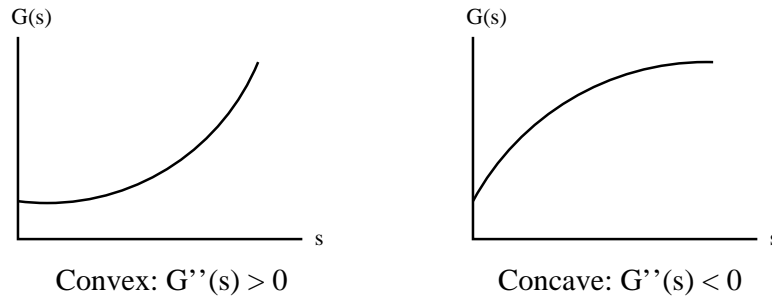
So $G'(s) = \sum_{y=1}^{\infty} y s^{y-1} \mathbb{P}(Y = y) > 0$ for $0 < s < 1$,

because all terms are ≥ 0 and at least 1 term is > 0 (if $\mathbb{P}(Y \geq 2) > 0$).

Similarly, $G''(s) = \sum_{y=2}^{\infty} y(y-1) s^{y-2} \mathbb{P}(Y = y) > 0$ for $0 < s < 1$.

So $G(s)$ and $G'(s)$ are strictly increasing for $0 < s < 1$. \square

Note: When $G''(s) > 0$ for $0 < s < 1$, the function G is said to be convex on that interval.

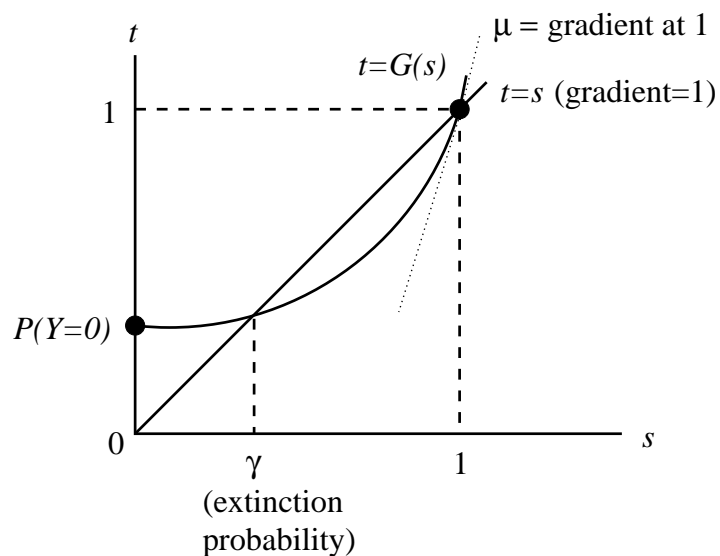


$G''(s) > 0$ means that

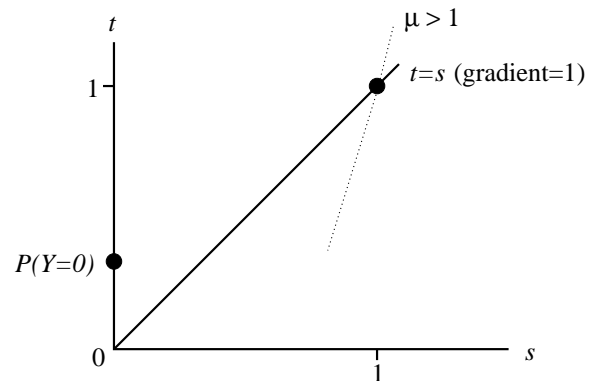
Proof of Theorem 7.2: This is usually done graphically.

The graph of $G(s)$ satisfies the following conditions:

- 1.
- 2.
- 3.
- 4.
- 5.

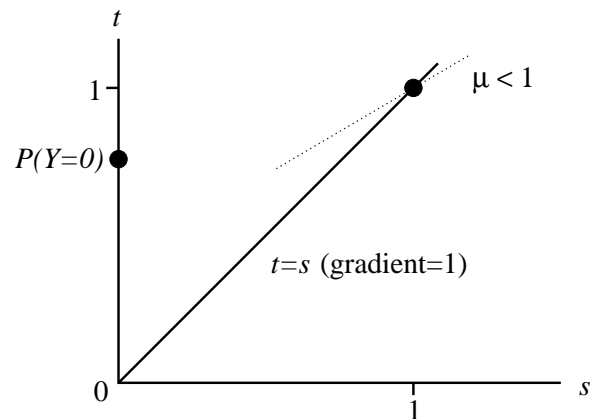


Case (i): $\mu > 1$



Case (ii): $\mu < 1$

When $\mu < 1$, the curve $G(s)$ is forced above the line $t = s$ for $s < 1$. There is no possibility for the curve $G(s)$ to cross the line $t = s$ again before meeting the t -axis. Thus there can be no solution < 1 to the equation $G(s) = s$, so $\gamma = 1$.



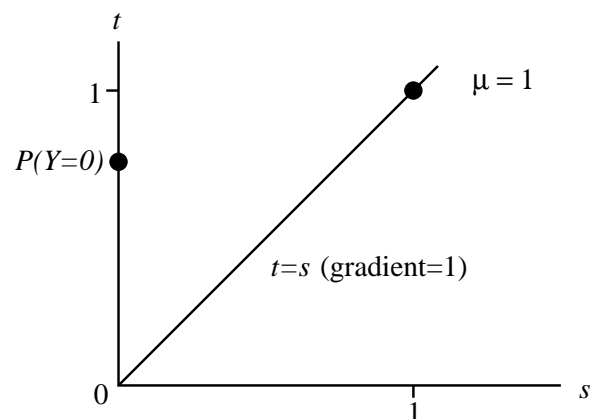
The exception is where Y can take only values 0 and 1, so $G(s)$ is not strictly convex (see Lemma). However, in that case $G(s) = p_0 + p_1s$ is a straight line, giving the same result $\gamma = 1$.

Case (iii): $\mu = 1$

When $\mu = 1$, the situation is the same as for $\mu < 1$.

The exception is where Y takes only the value 1. Then $G(s) = s$ for all $0 \leq s \leq 1$, so the smallest solution ≥ 0 is $\gamma = 0$.

Thus extinction is guaranteed for $\mu = 1$, **unless** $Y = 1$ with probability 1.



Example 1: Let $\{Z_0 = 1, Z_1, Z_2, \dots\}$ be a branching process with family size distribution $Y \sim \text{Binomial}(2, \frac{1}{4})$, as in Section 7.1. Find the probability of eventual extinction.

Solution:

Example 2: Let $\{Z_0 = 1, Z_1, Z_2, \dots\}$ be a branching process with family size distribution $Y \sim \text{Geometric}(\frac{1}{4})$, as in Section 7.1. Find the probability of eventual extinction.

Solution:

Note: The mean μ of the offspring distribution Y is known as the

- If $\mu < 1$, extinction is definite ($\gamma = 1$). The process is called subcritical. Note that $\mathbb{E}(Z_n) = \mu^n \rightarrow 0$ as $n \rightarrow \infty$.
- If $\mu = 1$, extinction is definite unless $Y \equiv 1$. The process is called critical. Note that $\mathbb{E}(Z_n) = \mu^n = 1 \forall n$, even though extinction is definite.
- If $\mu > 1$, extinction is not definite ($\gamma < 1$). The process is called supercritical. Note that $\mathbb{E}(Z_n) = \mu^n \rightarrow \infty$ as $n \rightarrow \infty$.



But how long have you got...?

7.3 Time to Extinction

Suppose the population is doomed to extinction — or maybe it isn't. Either way, it is useful to know how long it will take for the population to become extinct. This is the distribution of T , the number of generations before extinction. For example, how long do we expect a disease epidemic like SARS to continue? How long have we got to organize ourselves to save the kakapo or the tuatara before they become extinct before our very eyes?



1. Extinction by time n

The branching process is extinct by time n if

Thus the probability that the process has become extinct by time n is:

Note: Recall that $G_n(s) = \mathbb{E}(s^{Z_n}) = \underbrace{G(G(\dots G(s)\dots))}_{n \text{ times}}$.

There is no guarantee that the PGF $G_n(s)$ or the value $G_n(0)$ can be calculated easily. However, we can build up $G_n(0)$ in steps:

2. Extinction at time n

Let T be the exact time of extinction. That is, $T = n$ if generation n is the first generation with no individuals:

Now by the Partition Rule,

But the event $\{Z_n = 0 \cap Z_{n-1} = 0\}$ is the event that the process is extinct by generation $n - 1$ AND it is extinct by generation n . However, we know it will always be extinct by generation n if it is extinct by generation $n - 1$, so the $Z_n = 0$ part is redundant. So

Similarly,

So (\star) gives:

This gives the distribution of T , the exact time at which extinction occurs.

Example: Binary splitting. Suppose that the family size distribution is

$$Y = \begin{cases} 0 & \text{with probability } q = 1 - p, \\ 1 & \text{with probability } p. \end{cases}$$

Find the distribution of the time to extinction.

Solution:

Consider

$$G(s) = \mathbb{E}(s^Y) = qs^0 + ps^1 = q + ps.$$

$$G_2(s) = G(G(s)) = q + p(q + ps) = q(1 + p) + p^2s.$$

$$G_3(s) = G(G_2(s)) = q + p(q + pq + p^2s) = q(1 + p + p^2) + p^3s.$$

$$\vdots$$

$$G_n(s) = q(1 + p + p^2 + \dots + p^{n-1}) + p^n s.$$

Thus time to extinction, T , satisfies

$$\begin{aligned} \mathbb{P}(T = n) &= G_n(0) - G_{n-1}(0) \\ &= q(1 + p + p^2 + \dots + p^{n-1}) - q(1 + p + p^2 + \dots + p^{n-2}) \\ &= qp^{n-1} \quad \text{for } n = 1, 2, \dots \end{aligned}$$

Thus

$$T - 1 \sim \text{Geometric}(q).$$

It follows that $\mathbb{E}(T - 1) = \frac{p}{q}$, so

$$\mathbb{E}(T) = 1 + \frac{p}{q} = \frac{1 - p + p}{q} = \frac{1}{q}.$$

Note: The expected time to extinction, $\mathbb{E}(T)$, is:

- finite if $\mu < 1$;
- infinite if $\mu = 1$ (despite extinction being definite), if σ^2 is finite;
- infinite if $\mu > 1$ (because with positive probability, extinction never happens).

(Results not proved here.)

7.4 Case Study: Geometric Branching Processes

Recall that $G_n(s) = \mathbb{E}(s^{Z_n}) = \underbrace{G\left(G\left(G\left(\dots G(s)\dots\right)\right)\right)}_{n \text{ times}}$.

In general, it is not possible to find a closed-form expression for $G_n(s)$. We achieved a closed-form $G_n(s)$ in the Binary Splitting example (page 144), but binary splitting only allows family size Y to be 0 or 1, which is a very restrictive model.

The only non-trivial family size distribution that allows us to find a closed-form expression for $G_n(s)$ is the **Geometric distribution**.

When family size $Y \sim \text{Geometric}(p)$, we can do the following:

- Derive a closed-form expression for $G_n(s)$, the PGF of Z_n .
- Find the probability distribution of the **exact time of extinction, T** : not just the probability that extinction will occur at some unspecified time (γ).
- Find the **full probability distribution of Z_n** : probabilities $\mathbb{P}(Z_n = 0)$, $\mathbb{P}(Z_n = 1)$, $\mathbb{P}(Z_n = 2)$, \dots .

With $Y \sim \text{Geometric}(p)$, we can therefore calculate just about every quantity we might be interested in for the branching process.

1. Closed form expression for $G_n(s)$

Theorem 7.4: Let $\{Z_0 = 1, Z_1, Z_2, \dots\}$ be a branching process with family size distribution $Y \sim \text{Geometric}(p)$. The PGF of Z_n is given by:

$$G_n(s) = \mathbb{E}(s^{Z_n}) = \begin{cases} \frac{n - (n-1)s}{n+1 - ns} & \text{if } p = q = 0.5, \\ \frac{(\mu^n - 1) - \mu(\mu^{n-1} - 1)s}{(\mu^{n+1} - 1) - \mu(\mu^n - 1)s} & \text{if } p \neq q, \text{ where } \mu = \frac{q}{p}. \end{cases}$$

Proof (sketch):

The proof for both $p = q$ and $p \neq q$ proceed by mathematical induction. We will give a sketch of the proof when $p = q = 0.5$. The proof for $p \neq q$ works in the same way but is trickier.

Consider $p = q = \frac{1}{2}$. Then

$$G(s) = \frac{p}{1 - qs} = \frac{\frac{1}{2}}{1 - \frac{s}{2}} = \frac{1}{2 - s}.$$

Using the Branching Process Recursion Formula (Chapter 6),

$$G_2(s) = G(G(s)) = \frac{1}{2 - G(s)} = \frac{1}{2 - \frac{1}{2-s}} = \frac{2 - s}{2(2 - s) - 1} = \frac{2 - s}{3 - 2s}.$$

The inductive hypothesis is that $G_n(s) = \frac{n - (n - 1)s}{n + 1 - ns}$, and it holds for $n = 1$ and $n = 2$. Suppose it holds for n . Then

$$\begin{aligned} G_{n+1}(s) &= G_n(G(s)) = \frac{n - (n - 1)G(s)}{n + 1 - nG(s)} = \frac{n - (n - 1)\left(\frac{1}{2-s}\right)}{n + 1 - n\left(\frac{1}{2-s}\right)} \\ &= \frac{(2 - s)n - (n - 1)}{(2 - s)(n + 1) - n} \\ &= \frac{n + 1 - ns}{n + 2 - (n + 1)s}. \end{aligned}$$

Therefore, if the hypothesis holds for n , it also holds for $n + 1$. Thus the hypothesis is proved for all n . \square

2. Exact time of extinction, T

Let $Y \sim \text{Geometric}(p)$, and let T be the exact generation of extinction.

From Section 7.3,

$$\mathbb{P}(T = n) = \mathbb{P}(Z_n = 0) - \mathbb{P}(Z_{n-1} = 0) = G_n(0) - G_{n-1}(0).$$

By using the closed-form expressions overleaf for $G_n(0)$ and $G_{n-1}(0)$, we can find $\mathbb{P}(T = n)$ for any n .

3. Whole distribution of Z_n

From Chapter 4, $\mathbb{P}(Z_n = r) = \frac{1}{r!} G_n^{(r)}(0)$.

Now our closed-form expression for $G_n(s)$ has the same format regardless of whether $\mu = 1$ ($p = 0.5$), or $\mu \neq 1$ ($p \neq 0.5$):

$$G_n(s) = \frac{A - Bs}{C - Ds}.$$

(For example, when $\mu = 1$, we have $A = D = n$, $B = n - 1$, $C = n + 1$.) Thus:

$$\mathbb{P}(Z_n = 0) = G_n(0) = \frac{A}{C}$$

$$G_n'(s) = \frac{(C - Ds)(-B) + (A - Bs)D}{(C - Ds)^2} = \frac{AD - BC}{(C - Ds)^2}$$

$$\Rightarrow \mathbb{P}(Z_n = 1) = \frac{1}{1!} G_n'(0) = \frac{AD - BC}{C^2}$$

$$G_n''(s) = \frac{(-2)(-D)(AD - BC)}{(C - Ds)^3} = \frac{2D(AD - BC)}{(C - Ds)^3}$$

$$\Rightarrow \mathbb{P}(Z_n = 2) = \frac{1}{2!} G_n''(0) = \left(\frac{AD - BC}{CD} \right) \left(\frac{D}{C} \right)^2$$

⋮

$$\Rightarrow \mathbb{P}(Z_n = r) = \frac{1}{r!} G_n^{(r)}(0) = \left(\frac{AD - BC}{CD} \right) \left(\frac{D}{C} \right)^r \quad \text{for } r = 1, 2, \dots$$

(Exercise)

This is very simple and powerful: we can substitute the values of A, B, C , and D to find $\mathbb{P}(Z_n = r)$ or $\mathbb{P}(Z_n \leq r)$ for any r and n .

Note: A Java applet that simulates branching processes can be found at:

http://www.dartmouth.edu/~chance/teaching_aids/books_articles/probability_book/bookapplets/chapter10/Branch/Branch.html